



The Bend Motorsports Park

Round 7 : December 3 - 5



ASBK.COM.AU f t i y

DUNLOP SUPERSPORT 300 CHAMPIONSHIP

Qualifying 1

Date: 04/12/21
 Event: Q01
 Weather: Mostly cloudy - Temp: 17.4C
 Track: Dry - Temp: 23.7C

Started at: 09:00:00
 Laps: 20 Min
 Starters: 29
 Printed at: 11:18

AMENDED CLASSIFICATION


Pos	No	Name	Machine	Fastest Lap	On Lap	Behind Leader	Behind Prev	Top Speed
1	50	Carter THOMPSON (NSW) / GTR MotoStars Team / RS+C / Motostars / Doctor Mak / YRD / Motul / Pirelli	Yamaha YZF-R3	2:09.440	5 of 5			187
2	72	Ben BAKER (NSW) / YRD Yamaha / Shoei / SCK / Utech Designs / West Sliders / Maxima Oils	Yamaha YZF-R3	2:09.729	2 of 3	.289	.289	193
3	22	Zac JOHNSON (VIC) / Johnson Racing Team / Rebuilder / Prebuild Solutions / The Grinning Dingo	Kawasaki Ninja	2:09.748	3 of 4	.308	.019	191
4	69	Archie McDONALD (NSW) / ProGP Racing Junior Team / GB Racing / Bonamici Racing / Signpro / JDS Moto	Yamaha YZF-R3	2:10.048	7 of 7	.608	.300	191
5	36	Angus GRENFELL (VIC) / ABU Engineering/ Peek Visual / Ricondi / Earmold Aust.	Yamaha YZF-R3	2:10.585	2 of 8	1.145	.537	195
6	39	Glenn NELSON (QLD) / Buddys Pest Control / Dynoverks / XXX Suspension / Always Livin	Yamaha YZF-R3	2:10.618	8 of 8	1.178	.033	199
7	16	James JACOBS (NSW) / X-Lite / Nedlands Studio / Bridgestone / Lucas Oils / EK Chains / Mototrack	Kawasaki Ninja	2:11.253	4 of 7	1.813	.635	197
8	11	Brandon DEMMERY (NSW) / Motocity / Mini Rev Heads	Yamaha YZF-R3	2:11.295	5 of 6	1.855	.042	193
9	3	Cameron DUNKER (NSW) / GTR MotoStars Team / RS+C / Doctor Mak / YRD / Motul / Pirelli	Yamaha YZF-R3	2:11.838	5 of 6	2.398	.543	184
10	66	Mitchell SIMPSON (SA) / Simpson Crash / Simpson Signs	Yamaha YZF-R3	2:12.332	6 of 6	2.892	.494	193
11	88	Joseph MARINIELLO (VIC) / Traction Control M-sport / Race4James / RST Moto / HJC Helmets	Kawasaki Ninja	2:12.365	6 of 7	2.925	.033	195
12	25	Brodie GAWITH (VIC) / Rocondi / AGV Helmets / TCX	Yamaha YZF-R3	2:12.448	6 of 7	3.008	.083	196
13	13	Jordan SIMPSON (SA) / Simpson Crash / Simpson Signs	Yamaha YZF-R3	2:13.058	8 of 8	3.618	.610	195
14	51	Sam PEZZETTA (SA) / Unitech Racing / Remo Contractors / SA Profiling / AUS Crush & Recycle	Yamaha YZF-R3	2:13.200	3 of 7	3.760	.142	191
15	91	Taiyo AKSU (QLD) / Ricondi	Yamaha YZF-R3	2:13.274	5 of 8	3.834	.074	191
16	121	Reece OUGHTRED (VIC) / Moto GC / Dynoverks / Sign Pro / The Jags / LS2 Helmets / Motul / Cykel	Yamaha YZF-R3	2:13.464	6 of 7	4.024	.190	195
17	355	Laura BROWN (NSW) / Bikebiz	Yamaha YZF-R3	2:13.590	8 of 8	4.150	.126	198
18	97	Peter NERLICH (VIC) / Proworx Racing	Kawasaki Ninja	2:13.832	2 of 8	4.392	.242	195
19	35	Varis FLEMING (VIC) / MotoGo / Suspension Pro / Taichi / Kit / RTF Building Services / Berwick Thai	Yamaha YZF-R3	2:13.871	6 of 8	4.431	.039	195
20	95	Matthew RINDEL (VIC) / Stay Upright / Gears Racing / Mick Hone M-cycles / The Grinning Dingo / Shoei	Yamaha YZF-R3	2:13.988	8 of 8	4.548	.117	196
21	15	Oilly SIMPSON (SA) / Simpson Crash / Simpson Signs	Yamaha YZF-R3	2:14.212	5 of 5	4.772	.224	193
22	12	Henry SNELL (QLD) / Ricondi / AGV / TXC	Yamaha YZF-R3	2:14.364	7 of 8	4.924	.152	194
23	32	Jai RUSSO (NSW) / Russo Performance / YRD Yamaha / GTR MotoStars / Ricondi / AGV / TCX	Yamaha YZF-R3	2:14.473	5 of 6	5.033	.109	185
24	58	Lucas QUINN (QLD)	Yamaha YZF-R3	2:14.598	7 of 8	5.158	.125	194
25	57	Cooper ROWNTREE (SA) / Anytime Fitness	Yamaha YZF-R3	2:14.787	5 of 8	5.347	.189	188
26	45	Jamie PORT (VIC) / Yamaha / AGV / Pirelli / Motul / Ricondi	Yamaha YZF-R3	2:15.249	5 of 8	5.809	.462	191
27	63	Clay CLEGG (NSW) / Akubra / Williamson Bros / Mavin Truck Centre / Central West Electrical	Yamaha YZF-R3	2:15.360	7 of 7	5.920	.111	189
28	279	Hayden NELSON (NSW)	Yamaha YZF-R3	2:15.492	7 of 8	6.052	.132	189
DSQ	59	Tom DRANE (NSW) / Construction Supply Specialists / IC Cons / MD Steel	Yamaha YZF-R3	2:10.503	5 of 7	1.063		193

New qualifying record for SS300 class - Previous: 2:10.949 by Oilly SIMPSON (SA) on a Yamaha R3 321 set on 26/04/19


*** AMENDMENT: No. 59 (T. DRANE) DISQUALIFIED FROM THIS SESSION FOR USING UNMARKED TYRES ***

*** Indicative qualifying time - 2:24.973 ***

The results are provisional until the end of the time limit for protests and appeals.


 Chief Timekeeper - Scott Laing


 Race Director - Tom Williams


 Clerk of Course - Paul Hinds



www.computime.com.au
 COMPUTIME RACE TIMING SYSTEMS PTY LTD





The Bend Motorsports Park

Round 7 : December 3 - 5



ASBK.COM.AU f t i y

DUNLOP SUPERSPORT 300 CHAMPIONSHIP

Qualifying 1

Date: 04/12/21
 Event: Q01
 Weather: Mostly cloudy - Temp: 17.4C
 Track: Dry - Temp: 23.7C

Started at: 09:00:00
 Laps: 20 Min
 Starters: 29
 Printed at: 11:18


AMENDED LAP TIMES


No	Name	Lap 1	Lap 2	Lap 3	Lap 4	Lap 5	Lap 6	Lap 7	Lap 8
3	Cameron DUNKER (NSW)	2:14.219	2:12.460	2:12.515	2:12.284	2:11.838	2:12.806		
11	Brandon DEMMERY (NSW)	2:15.535	2:20.566	2:23.195	2:51.742	2:11.295	2:11.408		
12	Henry SNELL (QLD)	2:17.006	2:17.357	2:15.636	2:14.955	2:15.749	2:15.681	2:14.364	2:14.720
13	Jordan SIMPSON (SA)	2:14.491	2:25.238	2:15.271	2:16.102	2:13.921	2:15.531	2:16.513	2:13.058
15	Olly SIMPSON (SA)	2:14.409	2:14.641	2:14.935	2:14.915	2:14.212			
16	James JACOBS (NSW)	2:17.469	2:12.631	2:14.637	2:11.253	2:13.296	2:16.322	2:23.141	
22	Zac JOHNSON (VIC)	2:11.987	2:10.187	2:09.748	2:29.835				
25	Brodie GAWITH (VIC)	2:17.974	2:13.844	3:06.747	3:16.380	2:48.908	2:12.448	2:17.980	
32	Jai RUSSO (NSW)	2:15.365	2:15.635	2:15.141	2:14.511	2:14.473	2:15.476		
35	Varis FLEMING (VIC)	2:16.457	2:14.686	2:17.331	2:18.939	2:14.274	2:13.871	2:14.506	2:14.024
36	Angus GRENFELL (VIC)	2:13.399	2:10.585	2:11.141	2:11.739	2:11.896	2:23.438	2:12.185	2:10.830
39	Glenn NELSON (QLD)	2:15.999	2:10.681	2:11.096	2:11.758	2:11.910	2:23.272	2:12.476	2:10.618
45	Jamie PORT (VIC)	2:17.200	2:17.147	2:16.258	2:15.827	2:15.249	2:15.882	2:16.792	2:15.881
50	Carter THOMPSON (NSW)	2:11.182	2:10.229	2:09.530	2:09.758	2:09.440			
51	Sam PEZZETTA (SA)	2:13.573	2:13.981	2:13.200	2:13.366	2:13.821	2:27.761	5:02.312	
57	Cooper ROWNTREE (SA)	2:18.489	2:17.675	2:16.264	2:16.330	2:14.787	2:16.259	2:15.351	2:18.231
58	Lucas QUINN (QLD)	2:15.643	2:15.135	2:20.458	2:15.825	2:15.237	2:21.077	2:14.598	2:14.732
59	Tom DRANE (NSW)	2:13.064	2:12.081	2:17.370	2:13.236	2:10.503	2:13.661	2:15.545	
63	Clay CLEGG (NSW)	2:18.102	2:17.328	2:17.810	2:16.959	2:31.437	3:37.757	2:15.360	
66	Mitchell SIMPSON (SA)	2:12.967	2:12.667	2:29.976	3:52.835	2:14.761	2:12.332		
69	Archie McDONALD (NSW)	2:12.861	2:11.112	2:18.506	2:10.245	2:17.598	4:24.479	2:10.048	
72	Ben BAKER (NSW)	2:10.803	2:09.729	2:21.561					
88	Joseph MARINIELLO (VIC)	2:16.705	2:12.807	2:14.981	2:18.417	2:17.511	2:12.365	2:26.193	
91	Taiyo AKSU (QLD)	2:14.213	2:13.843	2:13.323	2:14.748	2:13.274	2:14.371	2:26.231	2:13.559
95	Matthew RINDEL (VIC)	2:16.812	2:15.893	2:16.479	2:16.048	2:15.247	2:15.559	2:15.429	2:13.988
97	Peter NERLICH (VIC)	2:15.249	2:13.832	2:19.349	2:17.842	2:14.973	2:19.193	2:13.949	2:14.798
121	Reece OUGHTRED (VIC)	2:26.985	2:19.247	2:24.412	2:53.990	2:13.659	2:13.464	2:14.075	
279	Hayden NELSON (NSW)	2:36.322	2:20.752	2:17.794	2:18.389	2:22.073	2:16.737	2:15.492	2:15.797
355	Laura BROWN (NSW)	2:16.769	2:16.308	2:15.755	2:15.152	2:15.779	2:15.425	2:14.913	2:13.590


*** AMENDMENT: No. 59 (T. DRANE) DISQUALIFIED FROM THIS SESSION FOR USING UNMARKED TYRES ***

*** Indicative qualifying time - 2:24.973 ***

The results are provisional until the end of the time limit for protests and appeals.


 Chief Timekeeper - Scott Laing


 Race Director - Tom Williams


 Clerk of Course - Paul Hinds



www.computime.com.au
 COMPUTIME RACE TIMING SYSTEMS PTY LTD





The Bend Motorsports Park

Round 7 : December 3 - 5



ASBK.COM.AU f t i y

DUNLOP SUPERSPORT 300 CHAMPIONSHIP

Qualifying 1

Date: 04/12/21
 Event: Q01
 Weather: Mostly cloudy - Temp: 17.4C
 Track: Dry - Temp: 23.7C

Started at: 09:00:00
 Laps: 20 Min
 Starters: 29
 Printed at: 11:18

AMENDED SPLIT TIMES

Lap	Split 1	Split 2	Split 3	Split 4	Lap Time	Spd	Lap	Split 1	Split 2	Split 3	Split 4	Lap Time	Spd
3 Cameron DUNKER (NSW) (9th)							9	29.980	<u>37.029</u>	<u>32.797</u>	<u>33.252</u>	<u>2:13.058</u>	187
1	6:48.833	38.942	34.109	33.725	8:35.609	103							
2	30.171	37.552	33.124	33.372	2:14.219	183							
3	29.965	37.005	32.467	33.023	2:12.460	182							
4	29.784	36.910	32.665	33.156	2:12.515	182							
5	29.968	36.825	32.575	32.916	2:12.284	184							
6	29.733	36.885	<u>32.303</u>	32.917	<u>2:11.838</u>	182							
7	<u>29.499</u>	37.112	32.699	33.496	2:12.806	184							
							15 Olly SIMPSON (SA) (21th)						
							1	8:23.293	37.435	32.989	33.687	10:07.404	108
							2	30.124	37.335	33.151	33.799	2:14.409	186
							3	30.044	37.347	33.143	34.107	2:14.641	187
							4	30.091	37.710	33.226	33.908	2:14.935	189
							5	31.413	<u>36.909</u>	<u>32.931</u>	33.662	2:14.915	177
							6	<u>29.652</u>	37.388	33.706	<u>33.466</u>	<u>2:14.212</u>	193
11 Brandon DEMMERY (NSW) (8th)							16 James JACOBS (NSW) (7th)						
1	1:40.739	39.740	36.570	34.453	3:31.502	104	1	1:33.387	39.134	38.664	35.060	3:26.245	103
2	30.065	37.724	33.857	33.889	2:15.535	190	2	30.030	38.439	34.530	34.470	2:17.469	192
3	29.683	37.321	35.040	38.522	2:20.566	193	3	30.126	36.597	32.564	33.344	2:12.631	197
4	29.738	37.830	33.097	42.530	2:23.195 P	188	4	29.993	36.912	33.850	33.882	2:14.637	191
5	1:04.845	40.159	32.619	34.119	2:51.742	83	5	29.417	36.462	32.558	32.816	2:11.253	193
6	<u>29.336</u>	36.811	<u>32.114</u>	33.034	<u>2:11.295</u>	191	6	<u>29.158</u>	37.014	33.350	33.774	2:13.296	196
7	29.867	<u>36.561</u>	32.119	<u>32.861</u>	2:11.408	184	7	29.475	39.898	33.481	33.468	2:16.322	190
							8	29.333	36.591	33.170	44.047	2:23.141 P	194
12 Henry SNELL (QLD) (22th)							22 Zac JOHNSON (VIC) (3rd)						
1	1:25.054	41.267	34.580	34.557	3:15.458	102	1	2:17.779	37.748	33.468	33.703	4:02.698	124
2	30.454	37.770	33.882	34.900	2:17.006	189	2	29.919	36.663	32.491	32.914	2:11.987	190
3	31.208	37.815	33.897	34.437	2:17.357	187	3	29.401	<u>36.286</u>	31.971	<u>32.529</u>	2:10.187	188
4	30.398	37.598	33.667	33.973	2:15.636	192	4	<u>28.955</u>	36.310	<u>31.820</u>	32.663	<u>2:09.748</u>	191
5	30.292	37.157	33.602	33.904	2:14.955	185	5	37.005	37.238	32.561	43.031	2:29.835 P	190
6	30.327	37.273	<u>33.588</u>	34.561	2:15.749	187							
7	30.043	37.976	33.722	33.940	2:15.681	194							
8	30.014	<u>37.056</u>	33.590	<u>33.704</u>	<u>2:14.364</u>	192							
9	<u>30.008</u>	<u>37.056</u>	33.592	34.064	2:14.720	192							
13 Jordan SIMPSON (SA) (13th)							25 Brodie GAWITH (VIC) (12th)						
1	1:23.881	38.878	34.582	34.463	3:11.804	124	1	1:32.766	43.644	37.693	34.602	3:28.705	105
2	30.740	37.362	32.821	33.568	2:14.491	183	2	29.793	40.583	33.730	33.868	2:17.974	196
3	40.944	37.646	32.971	33.677	2:25.238	183	3	29.880	37.297	33.265	33.402	2:13.844	192
4	30.480	37.091	33.808	33.892	2:15.271	184	4		1:47.117	34.381	45.249	3:06.747 P	193
5	32.562	37.240	32.974	33.326	2:16.102	195	5	1:21.967	39.812	33.484	41.117	3:16.380 P	83
6	<u>29.738</u>	37.142	33.130	33.911	2:13.921	191	6	1:05.117	36.902	33.355	33.534	2:48.908	37
7	29.984	38.250	33.422	33.875	2:15.531	190	7	<u>29.621</u>	<u>36.900</u>	<u>32.762</u>	<u>33.165</u>	<u>2:12.448</u>	190
8	30.696	37.062	34.870	33.885	2:16.513	191	8	31.059	40.111	32.971	33.839	2:17.980	193
							32 Jai RUSSO (NSW) (23th)						

Scott Laing
 Chief Timekeeper - Scott Laing

Tom Williams
 Race Director - Tom Williams

Paul Hinds
 Clerk of Course - Paul Hinds





The Bend Motorsports Park

Round 7 : December 3 - 5



ASBK.COM.AU f t i y

DUNLOP SUPERSPORT 300 CHAMPIONSHIP

Qualifying 1

Date: 04/12/21
 Event: Q01
 Weather: Mostly cloudy - Temp: 17.4C
 Track: Dry - Temp: 23.7C

Started at: 09:00:00
 Laps: 20 Min
 Starters: 29
 Printed at: 11:18

AMENDED SPLIT TIMES

Lap	Split 1	Split 2	Split 3	Split 4	Lap Time	Spd	Lap	Split 1	Split 2	Split 3	Split 4	Lap Time	Spd
1	6:49.128	38.801	34.218	34.250	8:36.397	105	8	29.778	36.872	32.842	32.984	2:12.476	193
2	30.572	37.636	33.280	33.877	2:15.365	185	9	29.267	36.286	32.062	33.003	2:10.618	184
3	30.693	37.713	33.145	34.084	2:15.635	184	45 Jamie PORT (VIC) (26th)						
4	30.587	37.319	33.325	33.910	2:15.141	182	1	1:24.922	40.475	35.167	34.986	3:15.550	128
5	30.294	37.828	32.744	33.645	2:14.511	181	2	30.529	37.803	34.365	34.503	2:17.200	188
6	30.089	37.638	33.079	33.667	2:14.473	183	3	30.989	37.929	34.146	34.083	2:17.147	189
7	30.413	37.750	32.964	34.349	2:15.476	183	4	30.415	37.742	33.939	34.162	2:16.258	190
35 Varis FLEMING (VIC) (19th)							5	30.213	37.707	33.761	34.146	2:15.827	190
1	1:41.010	40.152	36.401	35.015	3:32.578	107	6	30.093	37.616	33.802	33.738	2:15.249	190
2	30.991	37.681	33.774	34.011	2:16.457	192	7	29.917	38.185	33.577	34.203	2:15.882	191
3	30.384	37.212	33.313	33.777	2:14.686	195	8	30.612	37.542	34.231	34.407	2:16.792	187
4	30.308	37.571	34.426	35.026	2:17.331	191	9	29.946	37.669	33.961	34.305	2:15.881	191
5	30.047	37.363	37.786	33.743	2:18.939	191	50 Carter THOMPSON (NSW) (1st)						
6	29.886	37.136	33.508	33.744	2:14.274	192	1	6:46.288	37.551	32.898	33.237	8:29.974	129
7	30.017	37.474	33.042	33.338	2:13.871	191	2	29.714	36.907	32.072	32.489	2:11.182	185
8	30.459	38.147	32.902	32.998	2:14.506	189	3	29.563	36.568	31.790	32.308	2:10.229	187
9	29.815	36.939	33.199	34.071	2:14.024	191	4	29.326	36.152	31.741	32.311	2:09.530	186
36 Angus GRENFELL (VIC) (5th)							5	29.289	36.039	32.333	32.097	2:09.758	184
1	1:39.831	39.842	35.022	35.709	3:30.404	108	6	29.256	36.237	31.690	32.257	2:09.440	185
2	29.350	37.162	33.251	33.636	2:13.399	195	51 Sam PEZZETTA (SA) (14th)						
3	29.367	36.461	32.104	32.653	2:10.585	195	1	1:25.180	38.985	33.836	34.230	3:12.231	128
4	29.249	36.054	32.455	33.383	2:11.141	190	2	29.736	37.220	32.983	33.634	2:13.573	191
5	29.665	36.532	32.540	33.002	2:11.739	188	3	30.025	37.188	33.225	33.543	2:13.981	184
6	29.942	36.472	32.438	33.044	2:11.896	181	4	29.805	36.997	33.029	33.369	2:13.200	185
7	32.670	44.245	33.001	33.522	2:23.438	173	5	29.836	37.214	33.034	33.282	2:13.366	185
8	29.543	36.866	32.592	33.184	2:12.185	195	6	30.169	37.166	32.975	33.511	2:13.821	183
9	29.378	36.281	32.032	33.139	2:10.830	188	7	30.170	38.910	33.712	44.969	2:27.761 P	184
39 Glenn NELSON (QLD) (6th)							8	3:17.479	38.149	33.088	33.596	5:02.312	102
1	1:31.747	43.747	37.961	34.507	3:27.962	112	57 Cooper ROWNTREE (SA) (25th)						
2	29.788	40.078	32.872	33.261	2:15.999	195	1	1:24.680	39.362	34.970	35.111	3:14.123	97
3	29.491	36.416	32.091	32.683	2:10.681	199	2	30.961	38.470	34.342	34.716	2:18.489	181
4	29.123	36.263	32.625	33.085	2:11.096	194	3	31.353	38.061	34.075	34.186	2:17.675	185
5	29.412	36.884	32.456	33.006	2:11.758	193	4	30.285	37.769	34.178	34.032	2:16.264	185
6	29.926	36.918	32.361	32.705	2:11.910	182	5	30.453	37.794	33.900	34.183	2:16.330	187
7	31.400	45.597	33.002	33.273	2:23.272	174							

Scott Laing
 Chief Timekeeper - Scott Laing

Tom Williams
 Race Director - Tom Williams

Paul Hinds
 Clerk of Course - Paul Hinds





The Bend Motorsports Park

Round 7 : December 3 - 5



ASBK.COM.AU f t i y

DUNLOP SUPERSPORT 300 CHAMPIONSHIP

Qualifying 1

Date: 04/12/21
 Event: Q01
 Weather: Mostly cloudy - Temp: 17.4C
 Track: Dry - Temp: 23.7C

Started at: 09:00:00
 Laps: 20 Min
 Starters: 29
 Printed at: 11:18

AMENDED SPLIT TIMES

Lap	Split 1	Split 2	Split 3	Split 4	Lap Time	Spd	Lap	Split 1	Split 2	Split 3	Split 4	Lap Time	Spd
6	30.254	37.400	33.346	33.787	2:14.787	188	2	29.687	37.138	32.776	33.366	2:12.967	184
7	30.056	37.777	34.232	34.194	2:16.259	187	3	29.766	37.063	32.661	33.177	2:12.667	183
8	30.174	37.455	33.808	33.914	2:15.351	185	4	35.873	38.258	33.208	42.637	2:29.976 P	181
9	30.291	37.798	33.937	36.205	2:18.231	187	5	2:09.565	36.833	33.140	33.297	3:52.835	75
							6	30.064	37.230	34.274	33.193	2:14.761	189
58 Lucas QUINN (QLD) (24th)							7	29.432	36.497	32.902	33.501	2:12.332	193
1	1:37.662	40.732	36.680	34.399	3:29.473	113							
2	30.793	37.197	33.610	34.043	2:15.643	190	69 Archie McDONALD (NSW) (4th)						
3	29.920	37.197	33.667	34.351	2:15.135	192	1	1:39.693	39.769	37.299	33.437	3:30.198	109
4	32.367	38.539	34.291	35.261	2:20.458	187	2	29.853	36.739	32.907	33.362	2:12.861	190
5	30.729	37.442	33.689	33.965	2:15.825	185	3	29.510	36.596	32.272	32.734	2:11.112	185
6	30.337	37.165	33.470	34.265	2:15.237	185	4	33.060	37.388	33.571	34.487	2:18.506	184
7	32.614	40.932	33.971	33.560	2:21.077	185	5	29.303	36.382	32.263	32.297	2:10.245	190
8	29.810	37.175	33.456	34.157	2:14.598	190	6	29.281	37.135	32.663	38.519	2:17.598 P	191
9	29.890	37.304	33.747	33.791	2:14.732	194	7	2:37.657	41.026	32.761	33.035	4:24.479	113
							8	28.931	36.379	31.920	32.818	2:10.048	189
59 Tom DRANE (NSW) (DSQ)							72 Ben BAKER (NSW) (2nd)						
1	1:54.163	38.714	34.395	33.963	3:41.235	132	1	1:52.298	37.151	33.041	33.379	3:35.869	126
2	29.944	36.892	33.074	33.154	2:13.064	187	2	29.303	36.223	32.342	32.935	2:10.803	192
3	29.613	36.691	32.635	33.142	2:12.081	188	3	29.054	35.757	32.133	32.785	2:09.729	193
4	29.833	38.201	35.006	34.330	2:17.370	188	4	29.863	37.757	33.820	40.121	2:21.561 P	191
5	29.876	37.109	32.885	33.366	2:13.236	185							
6	29.118	36.215	32.420	32.750	2:10.503	193	88 Joseph MARINIELLO (VIC) (11th)						
7	29.480	36.711	33.759	33.711	2:13.661	186	1	1:31.953	43.920	37.047	34.895	3:27.815	119
8	29.390	36.554	34.037	35.564	2:15.545	190	2	29.836	37.410	34.869	34.590	2:16.705	194
							3	29.655	36.545	33.071	33.536	2:12.807	194
63 Clay CLEGG (NSW) (27th)							4	29.849	37.291	33.539	34.302	2:14.981	194
1	1:55.545	40.180	35.372	35.273	3:46.370	119	5	29.897	37.001	32.882	38.637	2:18.417	193
2	31.044	38.317	34.223	34.518	2:18.102	185	6	31.844	38.744	33.676	33.247	2:17.511	185
3	30.700	38.048	34.149	34.431	2:17.328	183	7	29.433	36.490	32.878	33.564	2:12.365	195
4	31.279	38.513	33.789	34.229	2:17.810	173	8	29.822	36.868	34.146	45.357	2:26.193 P	187
5	31.223	37.887	33.623	34.226	2:16.959	183							
6	31.290	38.758	36.084	45.305	2:31.437 P	182	91 Taiyo AKSU (QLD) (15th)						
7	1:50.991	38.650	34.161	33.955	3:37.757	117	1	1:23.930	39.218	34.357	34.508	3:12.013	106
8	29.785	38.561	33.258	33.756	2:15.360	189	2	30.238	37.223	32.995	33.757	2:14.213	186
							3	30.050	37.017	33.320	33.456	2:13.843	184
66 Mitchell SIMPSON (SA) (10th)							4	29.769	36.993	32.962	33.599	2:13.323	191
1	4:16.078	40.418	33.965	34.194	6:04.655	69							

Scott Laing
 Chief Timekeeper - Scott Laing

Tom Williams
 Race Director - Tom Williams

Paul Hinds
 Clerk of Course - Paul Hinds





The Bend Motorsports Park

Round 7 : December 3 - 5



ASBK.COM.AU f t i y

DUNLOP SUPERSPORT 300 CHAMPIONSHIP

Qualifying 1

Date: 04/12/21
 Event: Q01
 Weather: Mostly cloudy - Temp: 17.4C
 Track: Dry - Temp: 23.7C

Started at: 09:00:00
 Laps: 20 Min
 Starters: 29
 Printed at: 11:18

AMENDED SPLIT TIMES

Lap	Split 1	Split 2	Split 3	Split 4	Lap Time	Spd	Lap	Split 1	Split 2	Split 3	Split 4	Lap Time	Spd
5	30.728	37.114	33.299	33.607	2:14.748	189	3	29.777	36.624	33.103	39.743	2:19.247	195
6	30.070	36.715	33.049	33.440	2:13.274	183	4	32.207	38.633	33.990	39.582	2:24.412 P	191
7	29.826	37.525	33.219	33.801	2:14.371	186	5	1:08.797	37.664	33.424	34.105	2:53.990	129
8	33.565	40.454	36.787	35.425	2:26.231	180	6	29.882	37.423	32.980	33.374	2:13.659	186
9	29.804	37.140	33.051	33.564	2:13.559	184	7	29.694	37.107	33.129	33.534	2:13.464	188
							8	29.804	37.356	33.203	33.712	2:14.075	189
95 Matthew RINDEL (VIC) (20th)							279 Hayden NELSON (NSW) (28th)						
1	1:24.843	41.245	35.405	34.662	3:16.155	128	1	1:24.647	42.532	35.668	35.173	3:18.020	94
2	30.454	37.832	34.203	34.323	2:16.812	196	2	31.348	38.963	49.838	36.173	2:36.322	188
3	30.107	38.068	33.655	34.063	2:15.893	194	3	32.115	39.037	34.794	34.806	2:20.752	189
4	30.585	38.001	33.729	34.164	2:16.479	188	4	30.733	38.497	34.053	34.511	2:17.794	182
5	30.856	37.654	33.777	33.761	2:16.048	181	5	30.905	38.374	34.423	34.687	2:18.389	182
6	30.255	37.479	33.616	33.897	2:15.247	194	6	30.913	37.952	36.278	36.930	2:22.073	181
7	29.983	38.002	33.529	34.045	2:15.559	190	7	30.969	38.165	33.534	34.069	2:16.737	179
8	29.769	37.936	33.978	33.746	2:15.429	194	8	30.179	37.839	33.604	33.870	2:15.492	182
9	29.960	37.163	33.782	33.083	2:13.988	195	9	30.280	37.764	33.462	34.291	2:15.797	182
97 Peter NERLICH (VIC) (18th)							355 Laura BROWN (NSW) (17th)						
1	1:40.466	39.585	35.535	37.236	3:32.822	106	1	1:25.467	41.325	34.907	34.726	3:16.425	131
2	30.018	38.037	33.280	33.914	2:15.249	194	2	30.429	37.923	34.068	34.349	2:16.769	198
3	29.680	37.242	32.947	33.963	2:13.832	194	3	30.041	38.041	33.846	34.380	2:16.308	198
4	30.377	40.416	34.178	34.378	2:19.349	191	4	30.177	37.983	33.654	33.941	2:15.755	191
5	30.636	39.786	33.273	34.147	2:17.842	193	5	30.638	37.486	33.410	33.618	2:15.152	184
6	29.980	37.525	33.452	34.016	2:14.973	188	6	30.110	37.714	33.954	34.001	2:15.779	189
7	30.772	40.250	34.905	33.266	2:19.193	187	7	29.642	38.234	33.636	33.913	2:15.425	192
8	29.676	37.326	33.271	33.676	2:13.949	195	8	29.996	37.991	33.373	33.553	2:14.913	187
9	29.937	37.690	33.298	33.873	2:14.798	191	9	29.279	37.312	33.385	33.614	2:13.590	197
121 Reece OUGHTRED (VIC) (16th)													
1	1:29.724	38.616	33.702	35.602	3:17.644	121							
2	34.954	42.006	35.587	34.438	2:26.985	186							

*** AMENDMENT: No. 59 (T. DRANE) DISQUALIFIED FROM THIS SESSION FOR USING UNMARKED TYRES ***

*** Indicative qualifying time - 2:24.973 ***

The results are provisional until the end of the time limit for protests and appeals.

Chief Timekeeper - Scott Laing

Race Director - Tom Williams

Clerk of Course - Paul Hinds



www.computime.com.au
 COMPUTIME RACE TIMING SYSTEMS PTY LTD





The Bend Motorsports Park

Round 7 : December 3 - 5



ASBK.COM.AU f t i y

DUNLOP SUPERSPORT 300 CHAMPIONSHIP

Qualifying 1

Date: 04/12/21
 Event: Q01
 Weather: Mostly cloudy - Temp: 17.4C
 Track: Dry - Temp: 23.7C

Started at: 09:00:00
 Laps: 20 Min
 Starters: 29
 Printed at: 11:18

AMENDED FASTEST LAPS SEQUENCE

Race Time	No	Name	Machine	Fastest Lap	On Lap
5:25.804	51	Sam PEZZETTA (SA)	Yamaha YZF-R3	2:13.573	1
5:43.059	69	Archie McDONALD (NSW)	Yamaha YZF-R3	2:12.861	1
5:46.672	72	Ben BAKER (NSW)	Yamaha YZF-R3	2:10.803	1
7:54.388	36	Angus GRENFELL (VIC)	Yamaha YZF-R3	2:10.585	2
7:56.401	72	Ben BAKER (NSW)	Yamaha YZF-R3	2:09.729	2
15:00.915	50	Carter THOMPSON (NSW)	Yamaha YZF-R3	2:09.530	3
19:20.113	50	Carter THOMPSON (NSW)	Yamaha YZF-R3	2:09.440	5

*** AMENDMENT: No. 59 (T. DRANE) DISQUALIFIED FROM THIS SESSION FOR USING UNMARKED TYRES ***

*** Indicative qualifying time - 2:24.973 ***

The results are provisional until the end of the time limit for protests and appeals.

Scott Lang
 Chief Timekeeper - Scott Lang

Tom Williams
 Race Director - Tom Williams

Paul Hinds
 Clerk of Course - Paul Hinds



www.computime.com.au
 COMPUTIME RACE TIMING SYSTEMS PTY LTD





The Bend Motorsports Park

Round 7 : December 3 - 5



ASBK.COM.AU f t i y

DUNLOP SUPERSPORT 300 CHAMPIONSHIP

Qualifying 1

Date: 04/12/21
 Event: Q01
 Weather: Mostly cloudy - Temp: 17.4C
 Track: Dry - Temp: 23.7C

Started at: 09:00:00
 Laps: 20 Min
 Starters: 29
 Printed at: 11:18


AMENDED BEST PARTIAL TIMES


Pos	Split 1		Split 2		Split 3		Split 4		LAP		Ideal	Fastest
	Name	Time	Name	Time	Name	Time	Name	Time	Name			
1	A. McDONALD	28.931	B. BAKER	35.757	C. THOMPSON	31.690	C. THOMPSON	32.097	C. THOMPSON	2:09.082	2:09.440	
2	Z. JOHNSON	28.955	C. THOMPSON	36.039	Z. JOHNSON	31.820	A. McDONALD	32.297	A. McDONALD	2:09.527	2:10.048	
3	B. BAKER	29.054	A. GRENFELL	36.054	A. McDONALD	31.920	Z. JOHNSON	32.529	Z. JOHNSON	2:09.590	2:09.748	
4	T. DRANE	29.118	T. DRANE	36.215	A. GRENFELL	32.032	A. GRENFELL	32.653	B. BAKER	2:09.729	2:09.729	
5	G. NELSON	29.123	G. NELSON	36.263	G. NELSON	32.062	G. NELSON	32.683	A. GRENFELL	2:09.988	2:10.585	
6	J. JACOBS	29.158	Z. JOHNSON	36.286	B. DEMMERY	32.114	T. DRANE	32.750	G. NELSON	2:10.131	2:10.618	
7	A. GRENFELL	29.249	A. McDONALD	36.379	B. BAKER	32.133	B. BAKER	32.785	T. DRANE	2:10.503	2:10.503	
8	C. THOMPSON	29.256	J. JACOBS	36.462	C. DUNKER	32.303	J. JACOBS	32.816	B. DEMMERY	2:10.872	2:11.295	
9	L. BROWN	29.279	J. MARINIPELL	36.490	T. DRANE	32.420	B. DEMMERY	32.861	J. JACOBS	2:10.994	2:11.253	
10	B. DEMMERY	29.336	M. SIMPSON	36.497	J. JACOBS	32.558	C. DUNKER	32.916	C. DUNKER	2:11.543	2:11.838	
11	M. SIMPSON	29.432	B. DEMMERY	36.561	M. SIMPSON	32.661	V. FLEMING	32.998	M. SIMPSON	2:11.767	2:12.332	
12	J. MARINIPELL	29.433	R. OUGHTRE	36.624	J. RUSSO	32.744	M. RINDEL	33.083	J. MARINIPELL	2:12.048	2:12.365	
13	C. DUNKER	29.499	T. AKSU	36.715	B. GAWITH	32.762	B. GAWITH	33.165	B. GAWITH	2:12.448	2:12.448	
14	B. GAWITH	29.621	C. DUNKER	36.825	J. SIMPSON	32.797	M. SIMPSON	33.177	V. FLEMING	2:12.654	2:13.871	
15	O. SIMPSON	29.652	B. GAWITH	36.900	J. MARINIPELL	32.878	J. MARINIPELL	33.247	R. OUGHTRE	2:12.672	2:13.464	
16	P. NERLICH	29.676	O. SIMPSON	36.909	V. FLEMING	32.902	J. SIMPSON	33.252	J. SIMPSON	2:12.816	2:13.058	
17	R. OUGHTRE	29.694	V. FLEMING	36.939	O. SIMPSON	32.931	P. NERLICH	33.266	T. AKSU	2:12.886	2:13.274	
18	S. PEZZETTA	29.736	S. PEZZETTA	36.997	P. NERLICH	32.947	S. PEZZETTA	33.282	O. SIMPSON	2:12.958	2:14.212	
19	J. SIMPSON	29.738	J. SIMPSON	37.029	T. AKSU	32.962	R. OUGHTRE	33.374	S. PEZZETTA	2:12.990	2:13.200	
20	M. RINDEL	29.769	H. SNELL	37.056	S. PEZZETTA	32.975	T. AKSU	33.440	P. NERLICH	2:13.131	2:13.832	
21	T. AKSU	29.769	M. RINDEL	37.163	R. OUGHTRE	32.980	O. SIMPSON	33.466	L. BROWN	2:13.517	2:13.590	
22	C. CLEGG	29.785	L. QUINN	37.165	C. CLEGG	33.258	L. BROWN	33.553	M. RINDEL	2:13.544	2:13.988	
23	L. QUINN	29.810	P. NERLICH	37.242	C. ROWNTRE	33.346	L. QUINN	33.560	J. RUSSO	2:13.797	2:14.473	
24	V. FLEMING	29.815	L. BROWN	37.312	L. BROWN	33.373	J. RUSSO	33.645	L. QUINN	2:13.991	2:14.598	
25	J. PORT	29.917	J. RUSSO	37.319	L. QUINN	33.456	H. SNELL	33.704	H. SNELL	2:14.356	2:14.364	
26	H. SNELL	30.008	C. ROWNTRE	37.400	H. NELSON	33.462	J. PORT	33.738	C. ROWNTRE	2:14.589	2:14.787	
27	C. ROWNTRE	30.056	J. PORT	37.542	M. RINDEL	33.529	C. CLEGG	33.756	C. CLEGG	2:14.686	2:15.360	
28	J. RUSSO	30.089	H. NELSON	37.764	J. PORT	33.577	C. ROWNTRE	33.787	J. PORT	2:14.774	2:15.249	
29	H. NELSON	30.179	C. CLEGG	37.887	H. SNELL	33.588	H. NELSON	33.870	H. NELSON	2:15.275	2:15.492	


*** AMENDMENT: No. 59 (T. DRANE) DISQUALIFIED FROM THIS SESSION FOR USING UNMARKED TYRES ***

*** Indicative qualifying time - 2:24.973 ***

The results are provisional until the end of the time limit for protests and appeals.


 Chief Timekeeper - Scott Laing


 Race Director - Tom Williams


 Clerk of Course - Paul Hinds



www.computime.com.au
 COMPUTIME RACE TIMING SYSTEMS PTY LTD





The Bend Motorsports Park Round 7 : December 3 - 5



ASBK.COM.AU f t i y

DUNLOP SUPERSPORT 300 CHAMPIONSHIP

Qualifying 1

Date: 04/12/21
Event: Q01
Weather: Mostly cloudy - Temp: 17.4C
Track: Dry - Temp: 23.7C

Started at: 09:00:00
Laps: 20 Min
Starters: 29
Printed at: 11:18

AMENDED RACE INFORMATION

Time	Description
------	-------------

09:00:00	Event Start
09:20:24	Chequered Flag
09:22:53	Event Finish

*** AMENDMENT: No. 59 (T. DRANE) DISQUALIFIED FROM THIS SESSION FOR USING UNMARKED TYRES ***

*** Indicative qualifying time - 2:24.973 ***

The results are provisional until the end of the time limit for protests and appeals.

Chief Timekeeper - Scott Lang

Race Director - Tom Williams

Clerk of Course - Paul Hinds



www.computime.com.au
COMPUTIME RACE TIMING SYSTEMS PTY LTD

